DN058C 220-240V D150 RD 1xLED13/840 PSU

1 x 1250 lm

Polar intensity diagram

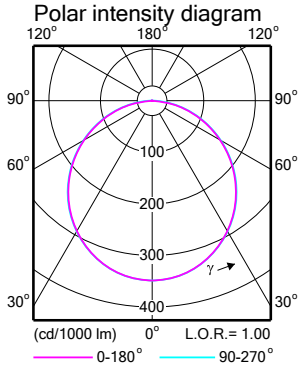

Quantity estimation diagram

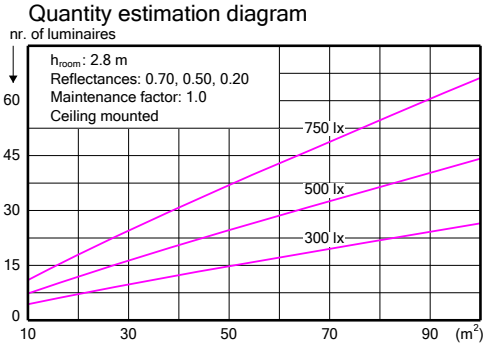

UGR diagram

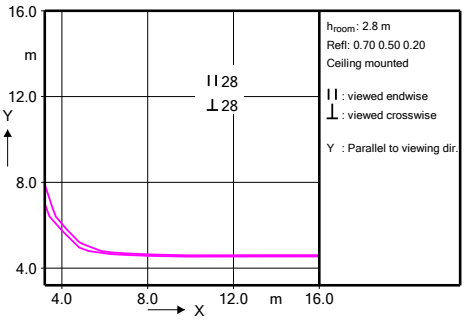

Light output ratio	1.00
Service upward	0.00
Service downward	1.00
CIE flux code	47 78 95 100 100
UGRcen (4Hx8H, 0.25H)	27

Utilisation factor table

Room Index k	Reflectances for ceiling, walls and working plane (CIE)										
	0.80	0.80	0.70	0.70	0.70	0.70	0.50	0.50	0.30	0.30	0.00
	0.50	0.50	0.50	0.50	0.50	0.30	0.30	0.10	0.30	0.10	0.00
	0.30	0.10	0.30	0.20	0.10	0.10	0.10	0.10	0.10	0.10	0.00
0.60	0.48	0.46	0.47	0.46	0.45	0.38	0.37	0.33	0.37	0.33	0.31
0.80	0.59	0.55	0.58	0.56	0.55	0.47	0.46	0.41	0.46	0.41	0.39
1.00	0.68	0.63	0.66	0.64	0.62	0.55	0.54	0.49	0.53	0.48	0.46
1.25	0.76	0.70	0.75	0.72	0.69	0.62	0.61	0.56	0.60	0.56	0.53
1.50	0.83	0.75	0.81	0.77	0.74	0.68	0.67	0.62	0.65	0.61	0.59
2.00	0.93	0.83	0.90	0.86	0.82	0.76	0.75	0.71	0.74	0.70	0.68
2.50	0.99	0.88	0.97	0.91	0.87	0.82	0.80	0.77	0.79	0.76	0.73
3.00	1.04	0.91	1.01	0.95	0.90	0.86	0.84	0.81	0.83	0.80	0.77
4.00	1.10	0.95	1.07	1.00	0.94	0.91	0.89	0.86	0.87	0.85	0.83
5.00	1.14	0.98	1.10	1.03	0.97	0.94	0.92	0.90	0.90	0.88	0.86

Ceiling mounted

Luminance Table

Plane / Cone	0.0	45.0	90.0
45.0	25071	25153	25239
50.0	23555	23648	23734
55.0	21884	21995	22096
60.0	19996	20143	20268
65.0	17835	18014	18176
70.0	15349	15577	15760
75.0	12446	12719	12931
80.0	8807	9356	9590
85.0	661	5275	5440
90.0	92	189	183

(cd/m2)

2025-06-11

DN058C 220-240V D200 RD 1xLED18/840 PSU

1 x 1800 lm

Polar intensity diagram

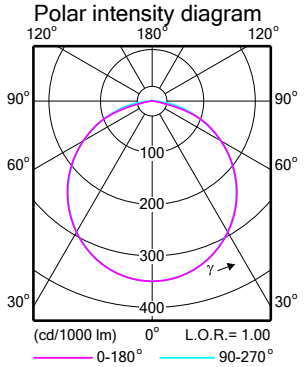

Quantity estimation diagram

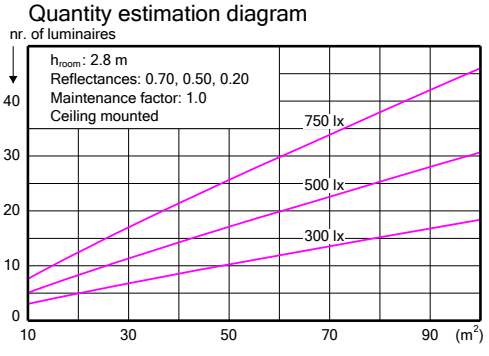

UGR diagram

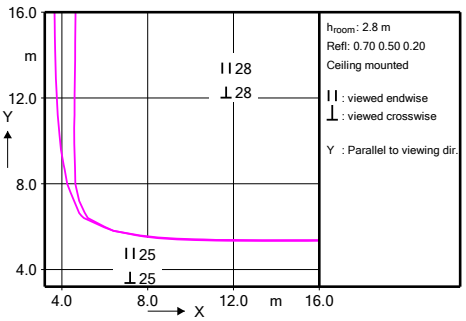

Light output ratio	1.00
Service upward	0.00
Service downward	1.00
CIE flux code	47 78 95 100 100
UGRcen (4Hx8H, 0.25H)	26

Utilisation factor table

Room Index k	Reflectances for ceiling, walls and working plane (CIE)										
	0.80	0.80	0.70	0.70	0.70	0.70	0.50	0.50	0.30	0.30	0.00
	0.50	0.50	0.50	0.50	0.50	0.30	0.30	0.10	0.30	0.10	0.00
	0.30	0.10	0.30	0.20	0.10	0.10	0.10	0.10	0.10	0.10	0.00
0.60	0.48	0.46	0.47	0.46	0.45	0.38	0.37	0.33	0.37	0.33	0.31
0.80	0.59	0.55	0.58	0.56	0.55	0.47	0.46	0.41	0.46	0.41	0.39
1.00	0.68	0.63	0.66	0.64	0.62	0.55	0.54	0.49	0.53	0.48	0.46
1.25	0.76	0.70	0.75	0.72	0.69	0.62	0.61	0.56	0.60	0.56	0.53
1.50	0.83	0.75	0.81	0.77	0.74	0.68	0.67	0.62	0.65	0.61	0.59
2.00	0.93	0.83	0.90	0.86	0.82	0.76	0.75	0.71	0.74	0.70	0.68
2.50	0.99	0.88	0.97	0.91	0.87	0.82	0.80	0.77	0.79	0.76	0.73
3.00	1.04	0.91	1.01	0.95	0.90	0.86	0.84	0.81	0.83	0.80	0.77
4.00	1.10	0.95	1.07	1.00	0.94	0.91	0.89	0.86	0.87	0.85	0.83
5.00	1.14	0.98	1.10	1.03	0.97	0.94	0.92	0.90	0.90	0.88	0.86

Ceiling mounted

Luminance Table

Plane / Cone	0.0	45.0	90.0
45.0	21068	21017	20962
50.0	20018	19952	19893
55.0	18830	18758	18691
60.0	17466	17379	17304
65.0	15873	15766	15679
70.0	13889	13854	13761
75.0	9463	11535	11430
80.0	2557	8695	8592
85.0	1275	5075	4991
90.0	110	171	714

(cd/m2)

2025-06-11

DN058C 220-240V D275 RD 1xLED22/840 PSU

1 x 2200 lm

Polar intensity diagram

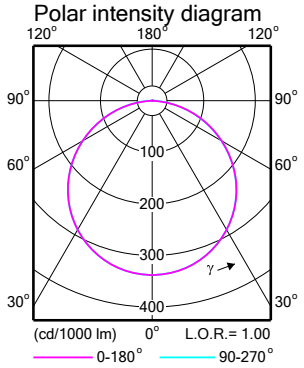

Quantity estimation diagram

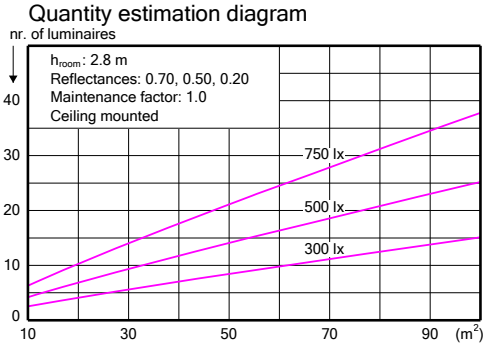

UGR diagram

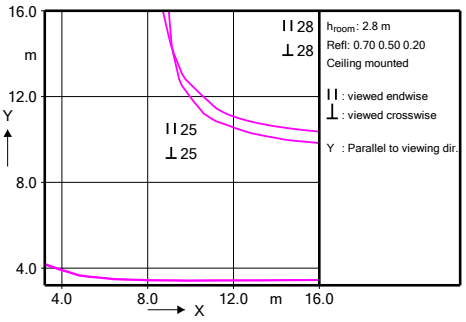

Light output ratio	1.00
Service upward	0.00
Service downward	1.00
CIE flux code	46 77 95 100 100
UGRcen (4Hx8H, 0.25H)	25

Utilisation factor table

Room Index k	Reflectances for ceiling, walls and working plane (CIE)											
	0.80	0.80	0.70	0.70	0.70	0.70	0.50	0.50	0.30	0.30	0.00	
	0.50	0.50	0.50	0.50	0.50	0.30	0.30	0.10	0.30	0.10	0.00	
	0.30	0.10	0.30	0.20	0.10	0.10	0.10	0.10	0.10	0.10	0.00	
0.60	0.48	0.45	0.47	0.46	0.45	0.37	0.37	0.32	0.36	0.32	0.30	
0.80	0.58	0.55	0.57	0.56	0.54	0.46	0.46	0.41	0.45	0.40	0.38	
1.00	0.67	0.62	0.66	0.63	0.61	0.54	0.53	0.48	0.52	0.48	0.45	
1.25	0.76	0.69	0.74	0.71	0.68	0.61	0.60	0.55	0.59	0.55	0.53	
1.50	0.82	0.75	0.80	0.77	0.74	0.67	0.66	0.61	0.65	0.61	0.58	
2.00	0.92	0.82	0.90	0.85	0.81	0.76	0.74	0.70	0.73	0.69	0.67	
2.50	0.99	0.87	0.96	0.91	0.86	0.81	0.80	0.76	0.79	0.75	0.73	
3.00	1.04	0.91	1.01	0.95	0.90	0.85	0.84	0.81	0.82	0.80	0.77	
4.00	1.10	0.95	1.07	1.00	0.94	0.91	0.89	0.86	0.87	0.85	0.82	
5.00	1.14	0.98	1.10	1.03	0.97	0.94	0.92	0.90	0.90	0.88	0.86	

Ceiling mounted

Luminance Table

Plane / Cone	0.0	45.0	90.0
45.0	13415	13406	13396
50.0	12956	12944	12931
55.0	12419	12399	12380
60.0	11768	11737	11706
65.0	10965	10914	10875
70.0	9964	9892	9821
75.0	8699	8592	8484
80.0	6535	6886	6745
85.0	1365	4462	4312
90.0	251	355	294

(cd/m2)

2025-06-11